

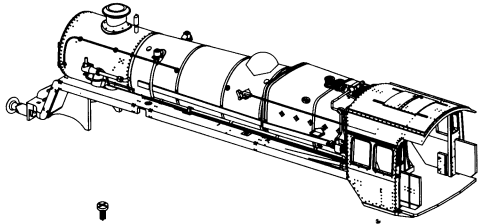


CLASS 5MT LOCOMOTIVE

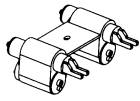
IMPORTANT!

WHEN ORDERING ANY REPLACEMENT PARTS PLEASE ENSURE TO QUOTE THE APPROPRIATE CATALOGUE NUMBER/LIVERY OF YOUR BACHMANN LOCOMOTIVE, IN ADDITION TO THE NUMBER OF THE PART REQUIRED.

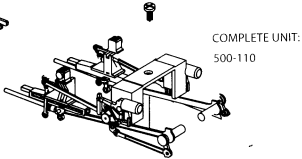
500-100
(USE WITH 1B, 1C, 1F)
500-101
(USE WITH 1)



500-108



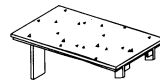
500-109



COMPLETE UNIT:
500-110



500-112



500-111

500-117

500-115

500-114

500-113

500-116

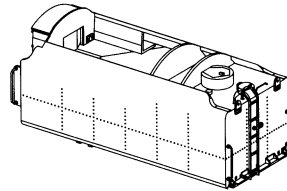
150-134

500-130

500-129



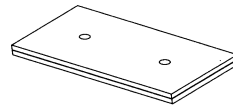
500-125



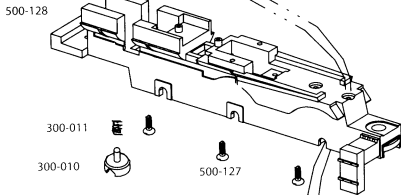
500-102 (TYPE 1)
500-103 (TYPE 1B)
500-104 (TYPE 1C, SHOWN)
500-105 (TYPE 1F)

150-111

150-111



500-119



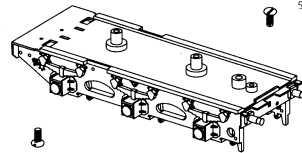
500-128

300-011

300-010

500-127

250-130



500-120

500-123


150-146

500-121

500-121

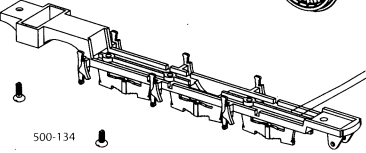
BL1998-1

500-131



500-132

500-133

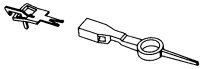


500-134

500-134

500-134

BL1998-1



500-135

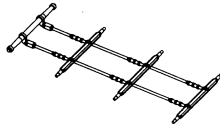
500-136



500-137



500-138



500-122

PLEASE NOTE
WE WOULD LIKE TO BRING
YOUR ATTENTION TO
RUNNING-IN WHICH IS
NECESSARY WITH THIS TYPE
OF DRIVE.
RUN FOR APPROXIMATELY
ONE HOUR TO ALLOW
WORKING PARTS TO BED-IN.
LIGHTLY OIL THE MOTOR
BEARINGS AND GEARS WHEN
REQUIRED.

E3250-2500

Tony

12/9/08