



Baldwin 10-12-D Locomotive

Owner's Information

Welcome

Many thanks for purchasing one of our **Bachmann Narrow Gauge** Baldwin 10-12-D Locomotives. A lot of care was taken producing your model and we hope you enjoy it for many years to come.

Please note: This **Narrow Gauge** locomotive has been designed to run on 1st radius (9' / 228.6mm) curves!

1. Running-in

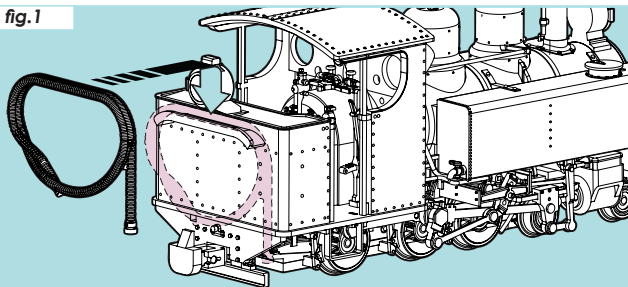
It is necessary that this Locomotive is 'run-in' to allow the mechanism and gears to settle. This requires the model to be run without a load (wagons, coaches, etc.) for 30 minutes in each direction at half speed.

2. Accessories

Although our models are highly detailed and ready to run straight from the box we also supply optional accessories to be fitted by the owner if they wish. Some of the accessories should only be fitted for static display as they may affect coupling or running quality, these parts will be labelled as such.

Please note: PVA based adhesive should be used for the fitting of accessories.

fig.1



1. Water Tank Filling Hose - Only included with relevant models.

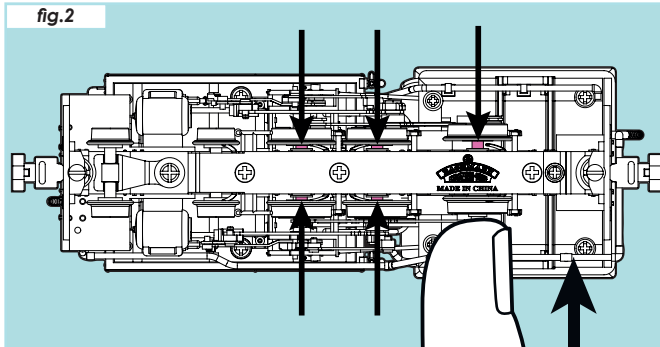
3. Lubrication

All Bachmann Branchline locomotives are supplied ready lubricated and can be used straight from the box. Over time your locomotive will require some additional lubrication, when will depend on the frequency of use and storage so please inspect your model on a regular basis.

If the driving wheel axles appear dry and no lubricant is visible, the driving wheel bearings will require lubricating at both ends. To do this simply push the set of wheels to one side and apply a single drop of plastic compatible lubricant to the exposed axle. Then repeat on the other side.


Please note: A plastic compatible lubricant is required. Suitable products from both the Bachmann Trains & Woodland Scenics ranges are available from your local Bachmann retailer.

fig.2



Oiling will also be required to all moving parts of the connecting rods. Apply a single drop of oil to the areas indicated in pink below (**fig.3**) and the corresponding points on the other side.

fig.3



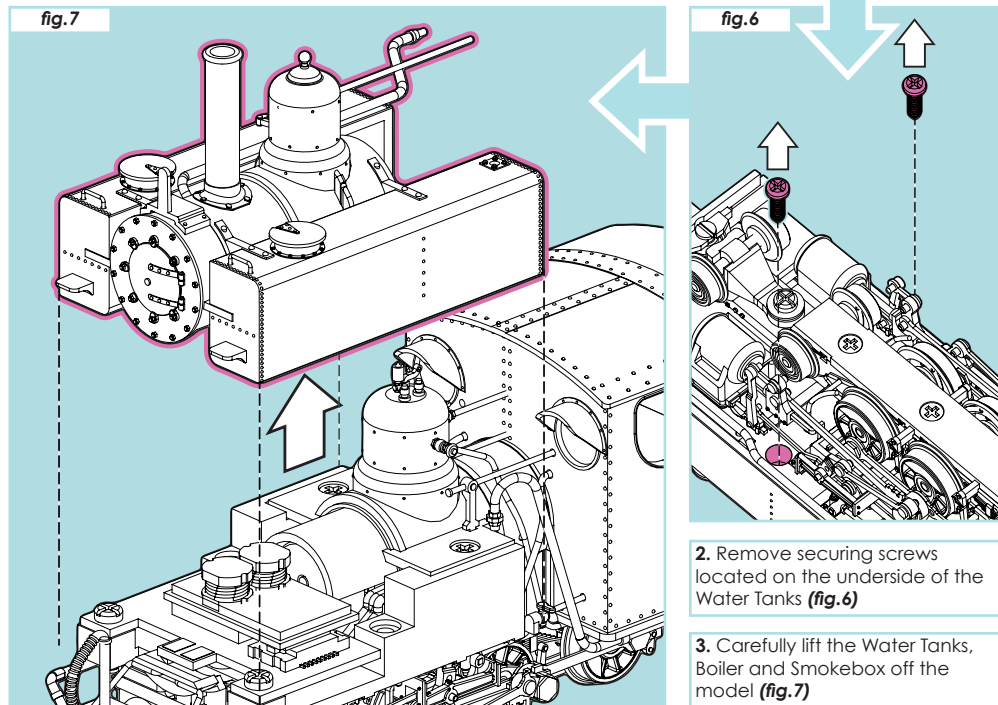
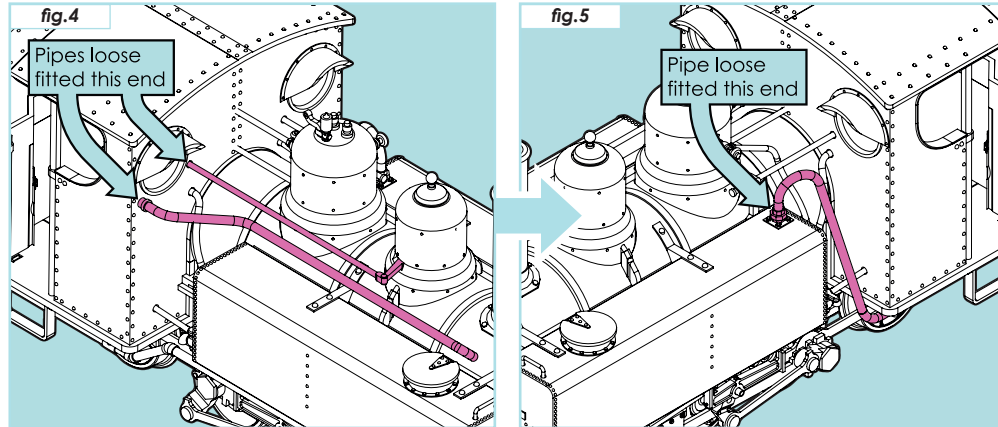
4. DCC Decoder - Fitting a Next18 DCC Decoder

Digital Command Control (DCC) allows for greater functionality and control over the Locomotives on your layout: such as the simultaneous control of speed & direction of multiple Locomotives and enables the use of DCC controlled track, points and other DCC Decoder fitted accessories. DCC also allows the addition of DCC Sound which brings a whole new level of realism to your model railway.

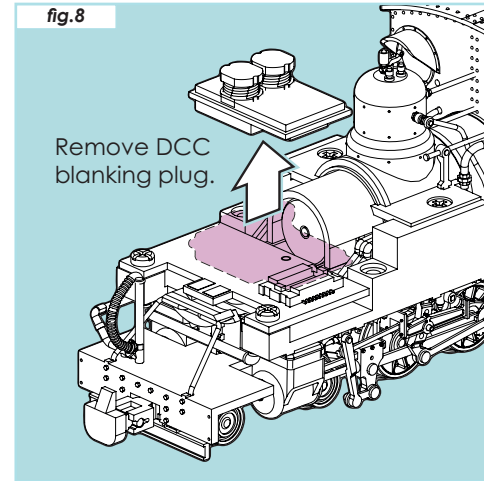
Please note: Due to limited space in this locomotive DCC Decoders must be 10mm x 20mm or smaller.

To fit a Next18 DCC decoder to your locomotive a small amount of disassembly is required, please follow the steps shown below.

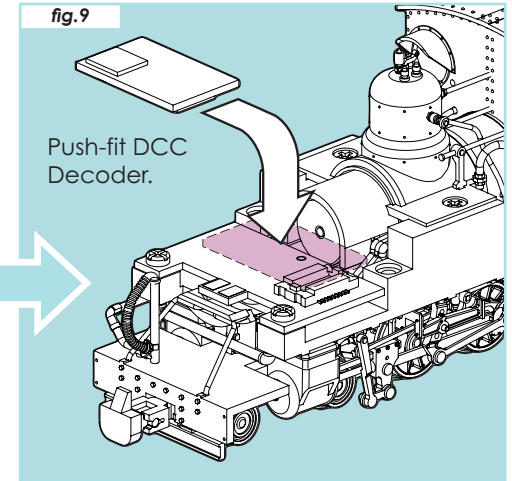
1. The DCC Socket is located within the Smokebox and Water Tanks of the model. To remove these you must first detach three of the detail pipes linking the Cab to the Boiler and Water Tanks as shown below (figs 4 & 5). These pipes are glue fitted at one end only so the loose ends can be removed with a pair of tweezers.



4. Remove the DCC Blanking plug (fig.8).



5. Push-fit your Next18 DCC Decoder (fig.9).



4. DCC Sound - Installing DCC Sound

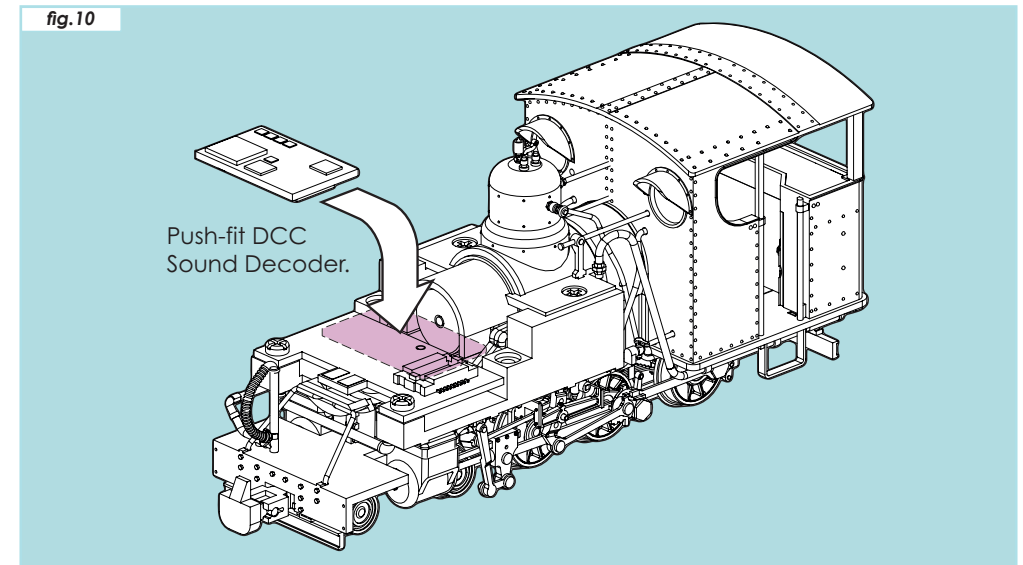
This locomotive comes with a DCC Sound Speaker already fitted! All that is required to enable DCC Sound is a Next18 DCC Sound Decoder pre-programmed with the relevant sound file of your choice.

Please note: Due to limited space in this locomotive DCC Decoders must be 10mm x 20mm or smaller.

1. Remove body as shown previously (figs 4-7).

2. Remove the DCC Blanking plug as shown previously (fig.8).

3. Push-fit your Next18 DCC Sound Decoder (fig.10).



5. Spare Parts

Selected spare parts are available from the Bachmann Europe Service Department. For further information and enquiries please contact the Service Department directly by email on service@bachmann-europe.co.uk or by phone **01455 841756**.

6. Product Warranty

This product has a Warranty for 12 months from the date of purchase against faulty materials or workmanship subject to the following conditions. During this period such defects that occur will be repaired or defective parts replaced free of charge.

1. This Warranty applies only if the item was purchased from an authorised retailer of Bachmann Europe plc ('Bachmann') within the European Union / EEA. This Warranty does not confer any rights other than those expressly set out above and does not cover any claims for consequential loss or damage. The Warranty is offered as an additional benefit and does not affect your statutory rights as a consumer.

2. For claims under this Warranty, the product must be returned to Bachmann at the owners expense and risk directly to Bachmann Europe plc, Moat Way, Barwell, Leicestershire LE9 8EY with evidence of the purchase date in the form of retailer receipt/invoice accompanied by a letter or Service Request form setting out the date and place of purchase, giving a brief explanation of the problem that has led to the claim. It is essential that the claim reach the above address on or before the last day of this Warranty period. Late claims will not be considered.

3. This Warranty is only available to the original retail purchaser of this product and is non-transferable.

4. The Warranty does not extend to cover damage resulting from misuse or careless handling, accidental damage, wear and tear, or use on a voltage supply other than that stamped on the product.

5. The Warranty may be considered void if repairs have been attempted other than by Bachmann staff.

6. The Warranty is on the original product in its entirety and does not extend to individual components removed from the product. In respect of train sets the warranty applies to motorized units and controllers only.

7. If Bachmann chooses to replace a product it will be with the nearest appropriate model of its choice.

8. Bachmann reserves the right to decline service to any model that has been fitted with a decoder after manufacture.

9. Bachmann will not be held responsible for damage to or loss of an after market decoder fitted to a model submitted for service under the Warranty.

10. The fitting of a Bachmann decoder with a current Warranty shall not be deemed to change the position regarding a product that is otherwise outside its own Warranty. It may be necessary to change decoder settings during service.

11. Bachmann's liability under this Warranty will in no case exceed the price paid for the product as originally manufactured.