



CLASS 108 DIESEL MULTIPLE UNIT

Thank you for your choice of the Class 108 diesel multiple unit.

The mechanism of this model requires running in (without a load) for approximately 1 hour in each direction at moderate speed to allow the gear train to bed in.

When required, sparingly lubricate at the points shown on the diagram using a plastic compatible model lubricant.

Bachmann Branchline locomotives are not suitable for use on track tighter than 18 inches/second radius.

Body removal

Remove the screws indicated. The body is also clipped at the motor block.

DCC Decoder fitting

The model has a standard 8-pin NMRA/NEM decoder socket.

Run the model in first using a DC power supply before fitting the decoder.

Plug decoder into socket following the instructions included with the decoder. Pin 1 is marked on the circuit board. Place decoder in the location above the motor block.

Use a 1amp rated decoder.

Trailer car: also fit a decoder to the socket in the socket in the trailer car. Give both decoders the same address.

Replacement parts

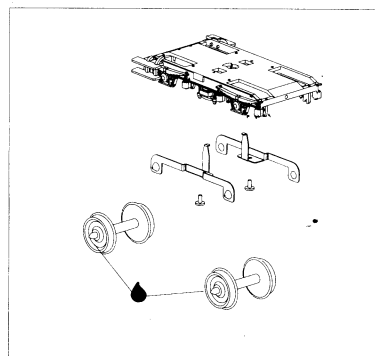
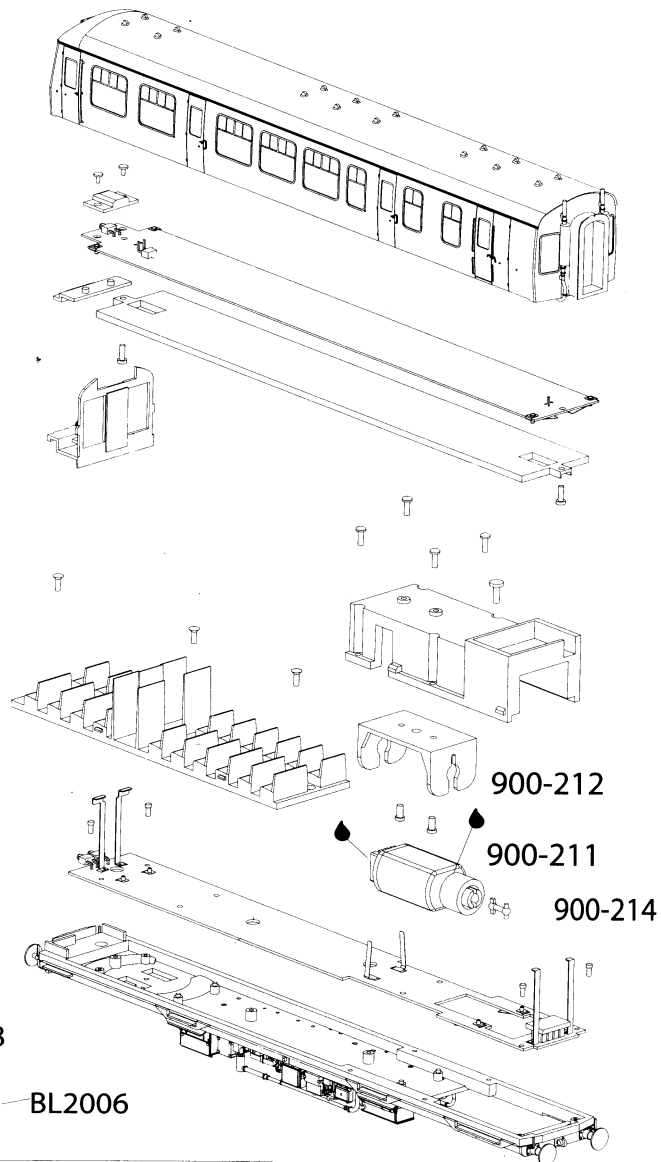
When ordering parts please quote the catalogue number and the livery of the model, and number of part required.

Parts are subject to availability.

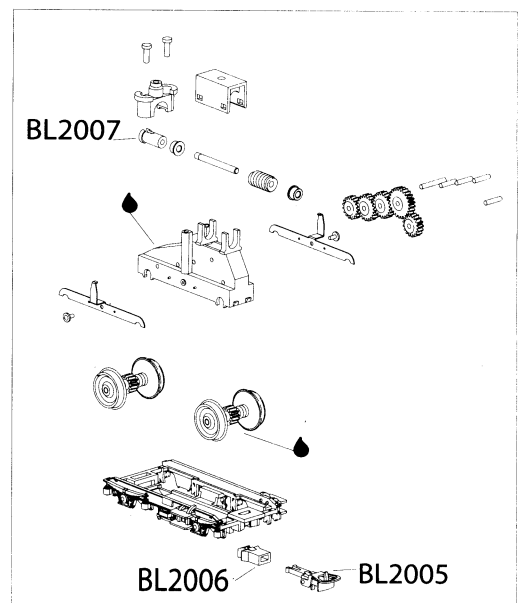
Spare couplings and pockets for the model are available in retail packets.

The model should be handled carefully as it has many finely detailed parts. It is not suitable for persons under 14 years.

Bachmann Europe Plc
 Moat Way, Barwell, Leics, LE9 8EY
 01455 841756
 www.bachmann.co.uk



COMPLETE BOGIE 900-302



COMPLETE BOGIE 900-301