

EFE Rail

Class 17 Locomotive

Owner's Information

Great British Model Railways

Welcome

Thank you for purchasing this **EFE Rail Class 17** model locomotive. This highly detailed working replica will give you years of pleasure and reliable operation if it is handled with care and regularly serviced.

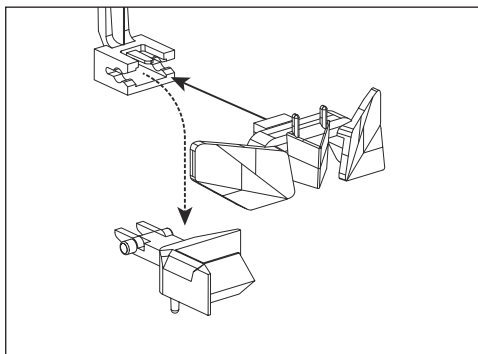
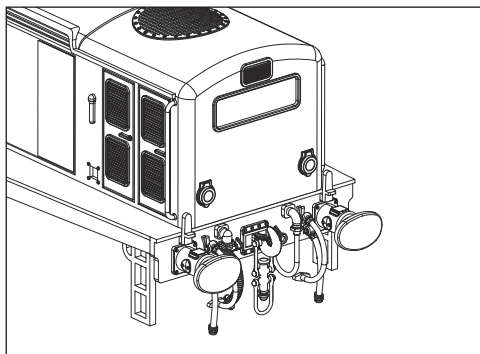
Running In

This locomotive is a carefully engineered scale model, and will require a short period of running in time before operating at its best. Run for about half an hour at a moderate speed in each direction to allow the gears in the mechanism to bed in for smooth operation.

Accessories

The Buffer Beam moulding includes a number of locating holes for the accessories provided enabling the model to be fully detailed in this area.

Please be aware that the fitting of these parts may interfere with the operation of the couplings and may cause your model to derail. These parts should be fitted as shown in the diagrams.



Cleaning and Maintenance

Please take care when removing your model from its packaging, as EFE models incorporate many small parts.

Run your model on track laid on a firm surface - not on carpet – to avoid dust and fibres entering the working parts of your model.

Care must be taken to clean and maintain your model for optimum performance. When required, wipe the rails and exposed portions of your locomotive's wheels with a soft, lint-free cloth or cotton swab to ensure good electrical contact. Do not use steel wool to clean your track. Take care to avoid scenic material from the layout entering the mechanism.

Storage

It is important to retain your packaging and associated information for future reference and storage.

DCC Decoder Fitting

Your EFE Rail Class 17 model comes ready to be adapted for Digital Command Control (DCC). The conversion of this locomotive to DCC operation is a simple task.

The Next18 DCC Decoder Socket has been cleverly hidden within the Battery Box & Fuel Tank underneath the locomotive cab.

To access the decoder socket simply remove the part shown in Fig.2, this is friction fitted so no tools are required.

Remove the blanking plate and replace with the Next18 DCC decoder of your choice.

Fig.1




Fig.2 Remove Chassis Detail



Fig.3 Remove Next18 Blanking Plate





Fig.4 Push-fit Next18 DCC Decoder



Warranty

This product has a Warranty for 12 months from the date of purchase against faulty materials or workmanship subject to the following conditions. During this period such defects that occur will be repaired or defective parts replaced free of charge.

1. This Warranty applies only if the item was purchased from an authorised retailer of Bachmann Europe plc ('Bachmann') within the United Kingdom, European Union & European Economic Area. This Warranty does not confer any rights other than those expressly set out above and does not cover any claims for consequential loss or damage. The Warranty is offered as an additional benefit and does not affect your statutory rights as a consumer.

2. For claims under this Warranty, in the first instance the product must be returned to the retailer with evidence of the purchase date in the form of retailer receipt/invoice accompanied by a letter setting out the date and place of purchase, giving a brief explanation of the problem that has led to the claim. It is essential that the claim reach the retailer on or before the last day of this Warranty period. Late claims will not be considered.

3. This Warranty is only available to the original retail purchaser of this product and is non-transferable.

4. The Warranty does not extend to cover damage resulting from misuse or careless handling, accidental damage, wear and tear, or use on a voltage supply other than that stamped on the product.

5. The Warranty may be considered void if repairs have been attempted other than by Bachmann Staff.

6. The Warranty is on the original product in its entirety and does not extend to individual components removed from the product. In respect of train sets the warranty applies to motorized units and controllers only.

7. If Bachmann chooses to replace a product it will be with the nearest appropriate model of its choice.

8. Bachmann reserves the right to decline service to any model that has been fitted with a decoder after manufacture.

9. Bachmann will not be held responsible for damage to or loss of an after market decoder fitted to a model submitted for service under the Warranty.

10. The fitting of a Bachmann decoder with a current Warranty shall not be deemed to change the position regarding a product that is otherwise outside its own Warranty. It may be necessary to change decoder settings during service.

11. Bachmann's liability under this Warranty will in no case exceed the price paid for the product as originally manufactured.

