

Thank you for your choice of the Bachmann Branchline Midland Railway 'Compound' 4-4-0 locomotive.

Running in

The mechanism of this model requires running in (without a load) for approximately 1 hour, running in each direction at moderate speed.

Curves

Bachmann Branchline locomotives are not suitable for use on track tighter than second radius (approx. 18 inches / 450 mm).

Body removal

Locomotive remove the screws at front and rear of the baseplate as indicated on the diagram
The front screw is accessed through the hole in the bogie. Remove the tender drawbar from the chassis

Tender remove the two screws at the front of the and one at the rear tender

DCC Decoder fitting

This model has an 21-pin mtc connector in the tender for a decoder with an matching fitting (eg Bachmann 36-554).
To use a decoder with an 8-pin harness use an 8 / 21-pin adaptor (item 36-559).

We recommend that the running in as above be carried out using a DC power supply before moving on to fit a DCC decoder. The decoder fits with the black fitting uppermost: remove the blanking plug before fitting the decoder

Sound decoder fitting

The model has space in the tender to accept a loudspeaker. Connect the speaker supplied with the decoder to the SP+ and SP- connections on the tender PCB. Follow any instructions supplied with the decoder.

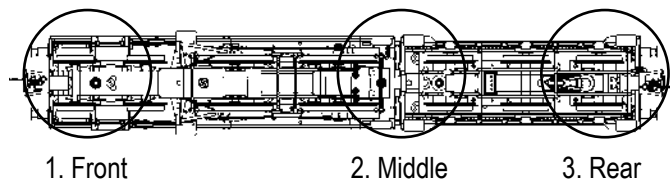
Lubrication

When required, sparingly lubricate the motor bearings using plastic compatible light oil and the gear train with model grease.

Tender drawbar length adjustment

The model has a variable length drawbar set by the position of the sliding pin under the tender. Slacken the screw a quarter turn, adjust length and retighten.

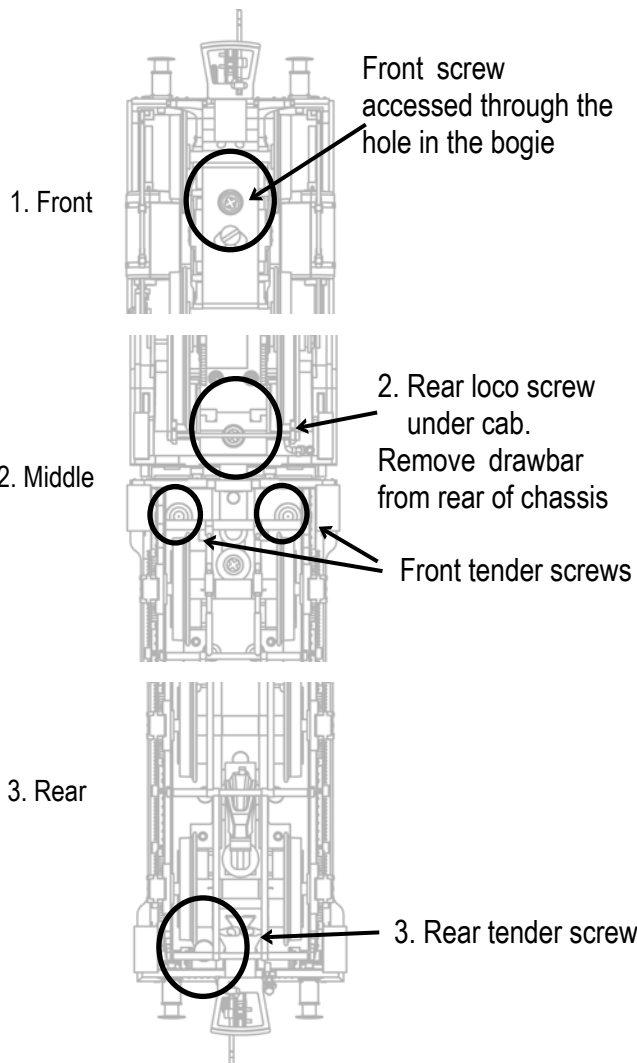
Removal of loco and tender body shells



1. Front

2. Middle

3. Rear



1. Front

Front screw accessed through the hole in the bogie

2. Middle

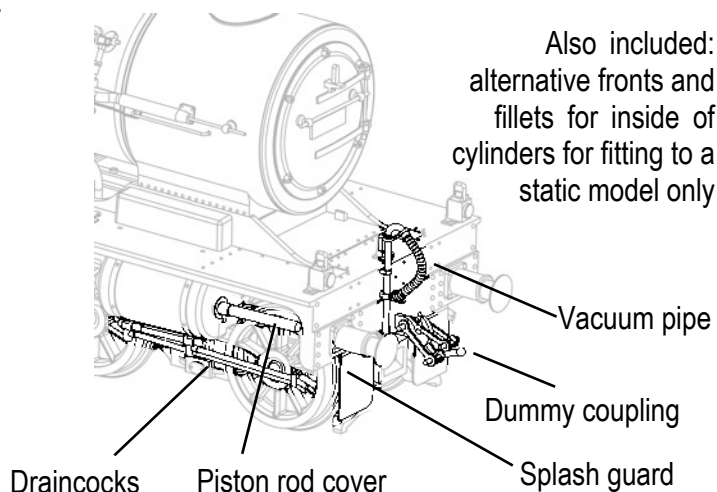
2. Rear loco screw under cab.
Remove drawbar from rear of chassis

Front tender screws

3. Rear

3. Rear tender screw

Add on detail parts



Also included:
alternative fronts and
fillets for inside of
cylinders for fitting to a
static model only

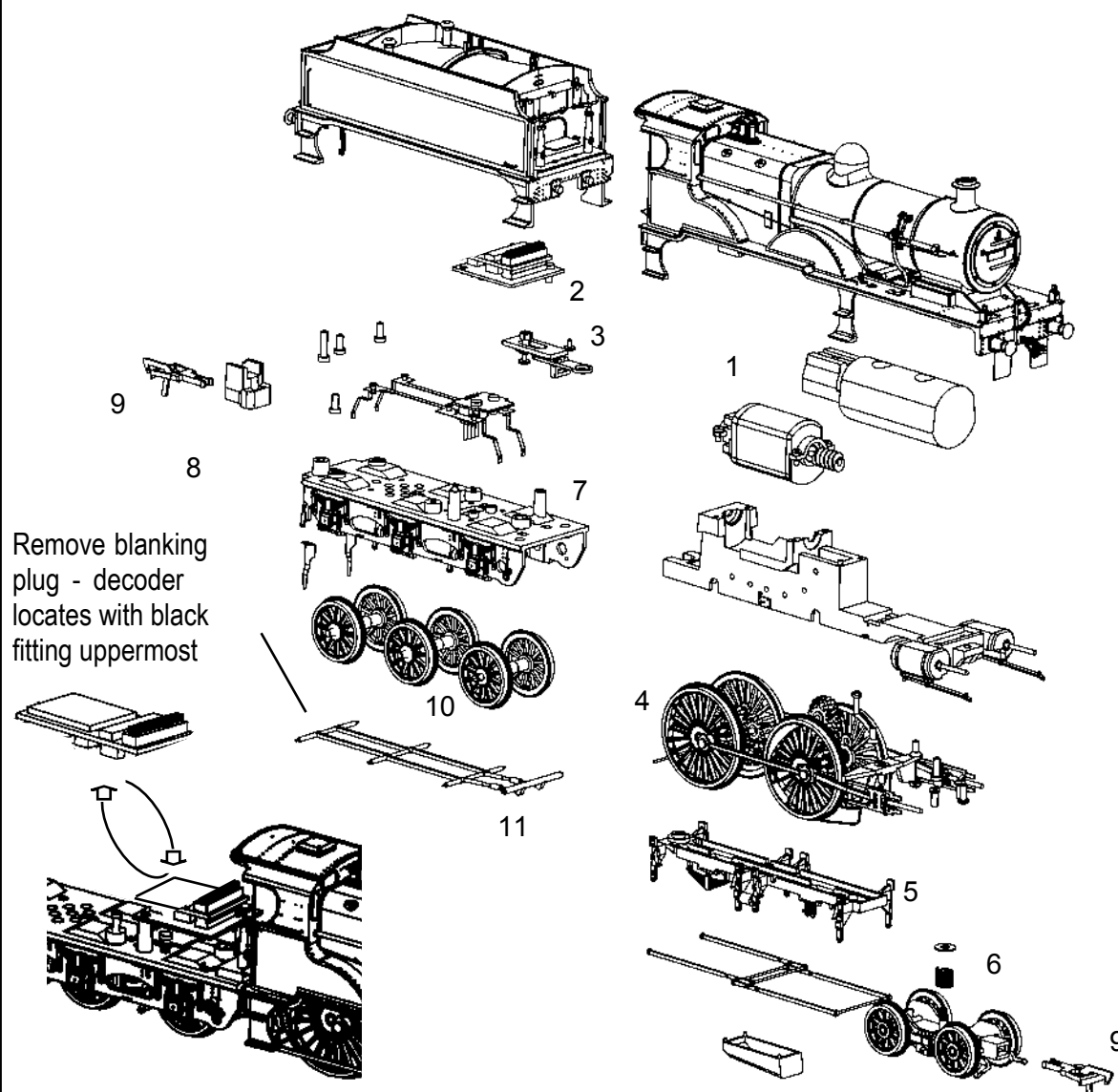
Vacuum pipe

Dummy coupling

Splash guard

Draincocks

Piston rod cover



Replacement parts

When ordering parts please quote the catalogue number together with the livery of the model (if appropriate) and number of the part required. Parts are subject to availability.

Packets of couplers / pockets (item 36-030) suitable for this model are available from retailers.

The model should be handled carefully as it has many finely detailed parts. It is not suitable for persons under 14 years.

Bachmann Europe Plc

Moat Way, Barwell, Leicestershire, LE9 8EY
01455 841756

www.bachmann.co.uk

Compound rev 2 08/11
E3193-IS002

Parts

- | | |
|----|------------------------------|
| 1 | 193-106 motor |
| 2 | 193-034 circuit board |
| 3 | 193-105 drawbar |
| 4 | 193-103 driving wheels |
| 5 | 193-107 baseplate |
| 6 | 193-108 front bogie |
| 7 | 193-124 tender underframe |
| 8 | BL2006 NEM pocket |
| 9 | BL1999 coupling |
| 10 | 193-125 tender wheels |
| 11 | 193-126 tender brake rigging |