

ROD 2-8-0 Locomotive

Owner's Information

Welcome

Many thanks for purchasing one of our **Bachmann Branchline** ROD 2-8-0 Locomotives. A lot of care was taken producing your model and we hope you enjoy it for many years to come.

Please note: This model has been designed to run on curves of **no less than 2nd Radius (438mm)**. We recommend that you don't use anything smaller as this may result in the model derailling.

1. Accessories

Although our models are highly detailed and ready to run straight from the box we also supply optional accessories to be fitted by the owner if they wish. Some of the accessories should only be fitted for static display as they may affect coupling or running quality, these parts will be labelled as such below.

Please note: PVA based adhesive should be used for the fitting of accessories.

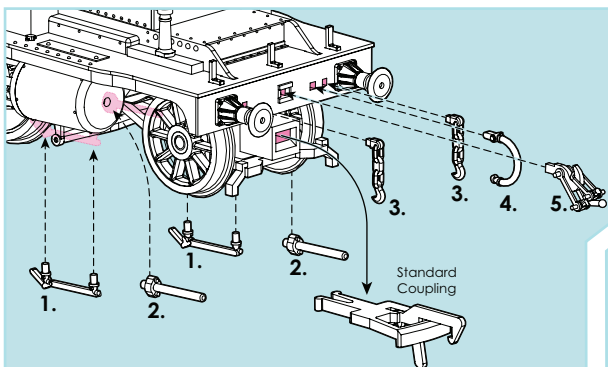


fig.1

- 1 **Cylinder Draincocks** - 3rd radius (505mm) or larger.
- 2 **Cylinder Extensions** - Static display only.
- 3 **Chain Link Couplings (Dummy)***
- 4 **Vacuum Brake Pipe***

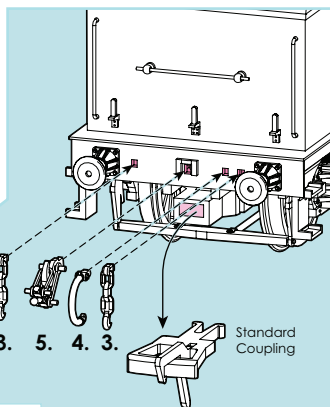


fig.2

- 5 **Screw-link Coupling***
 - 6 **Locomotive Brake Rigging (fig.3)**
- * Only fit if Standard Coupling has been removed.

Accessories continued overleaf...

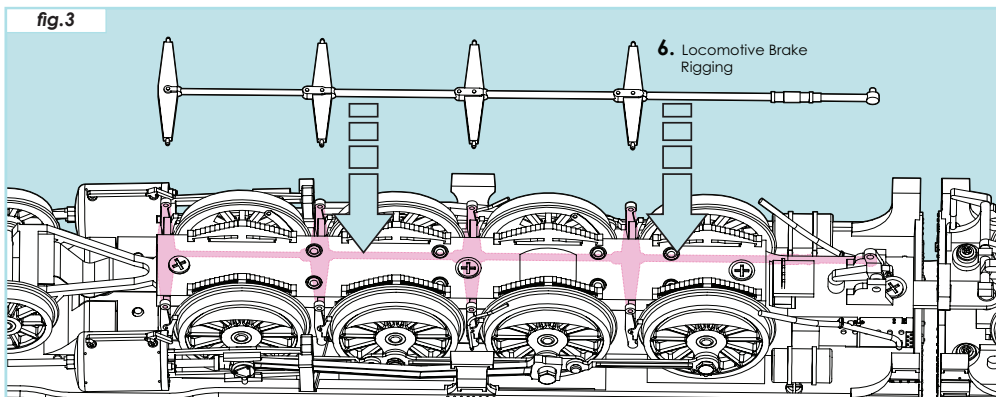


fig.3