

Accessories

Although our models are highly detailed and ready to run straight from the box we also supply optional accessories to be fitted by the owner if they wish.

Please note:

Fitting of some Buffer Beam accessories will cause the wagon to derail without removing the standard coupling (blue in **Fig. 1**), these parts are labelled below.

PVA based adhesive should be used for the fitting of accessories. This allows for the removal of an accessory without damaging the model.

Fig. 1 Model as Supplied.

All our HKA Wagons are supplied without any buffer beam accessories fitted, this is because the parts fitted to the end of a HKA wagon depend on whether it's positioned at the end of, or within, a rake (line) of wagons.

Figs. 2 & 3

Figs 2 & 3 illustrate the buffer beam combinations for the Inner and outer ends of a HKA.

Usually the outer end of the rake will have parts fitted as per **Fig. 3** and the inner ends of the wagons are fitted as per **Fig. 2**. (Please see illustration below).

1. Buck-eye Coupling Lever
2. Buck-eye Coupling (Dummy)
3. Air & Main Reservoir Pipes*
4. Buffers
5. Tail Lamp
6. Coupling Hook (Dummy)

* Remove standard coupling before fitting.

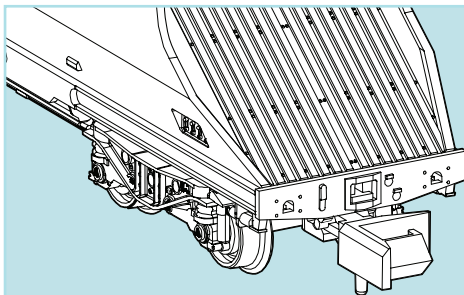


Fig. 1 Model as Supplied

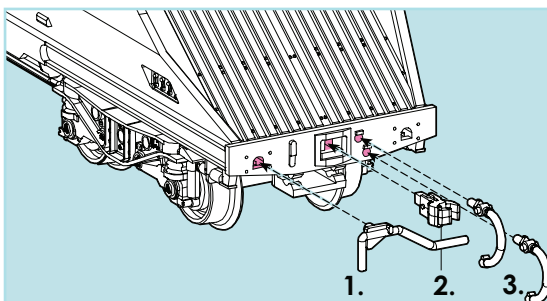


Fig. 2 Accessory Combination for Inner End

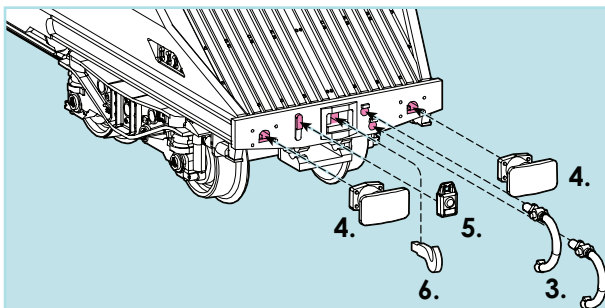


Fig. 3 Accessory Combination for Outer End

