

Thank you for your choice of the Bachmann Branchline Stanier 'Jubilee' 4-6-0 locomotive.

### Running in

The mechanism of this model requires running in (without a load) for approximately 1 hour in each direction at moderate speed.

### Curves

Bachmann Branchline locomotives are not suitable for use on track tighter than second radius (approx. 18 inches / 450 mm).

### Body removal - loco

Remove the two screws at front and back of the chassis as indicated on the diagram.(right)

### - tender

Remove the two screws at the back of the chassis as indicated on the diagram overleaf

### Lubrication

When required, sparingly lubricate the motor bearings using plastic compatible light oil and the gear train with model grease.

### Add-on detail parts.

The cylinder draincocks, vacuum pipes, front footsteps and cab doors fit as shown. The parts may not be suitable for use on tight curves - check before fitting permanently.

### Replacement parts

When ordering parts please quote the catalogue number together with the livery of the model (if appropriate) and number of the part required.

Parts are subject to availability.

Packets of couplers (item 36-030) and buffers (item 36-032) suitable for this model are available from retailers.

### DCC Decoder fitting

This model has an 21-pin mtc connector in the tender for a decoder with a matching fitting. We recommend that the running in as above be carried out using a DC power supply before moving on to fit a DCC decoder. The decoder fits with the black fitting uppermost: remove the blanking plug before fitting the decoder and follow any instructions with the decoder.

### Sound decoder fitting

The model has space in the tender to accept a loudspeaker. Connect the speaker supplied with the decoder to the SP+ and SP- connections on the tender PCB. Follow any instructions supplied with the decoder.

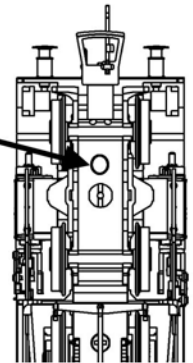
**The model should be handled carefully as it has many finely detailed parts. It is not suitable for persons under 14 years.**

### Bachmann Europe Plc

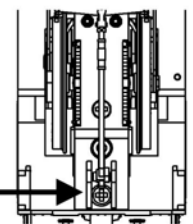
Moat Way, Barwell, Leicestershire, LE9 8EY  
01455 841756

www.bachmann.co.uk

Front screw accessed through hole provided in bogie

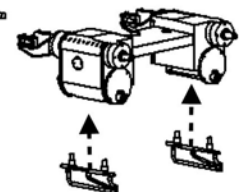


Rear screw

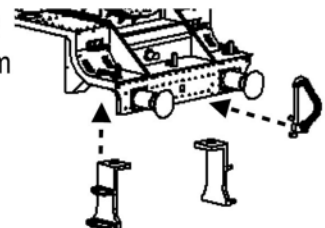


### Add-on parts

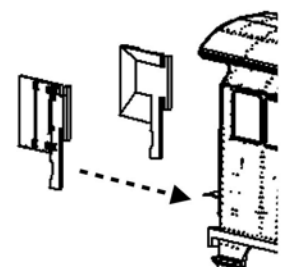
Cylinder Draincocks

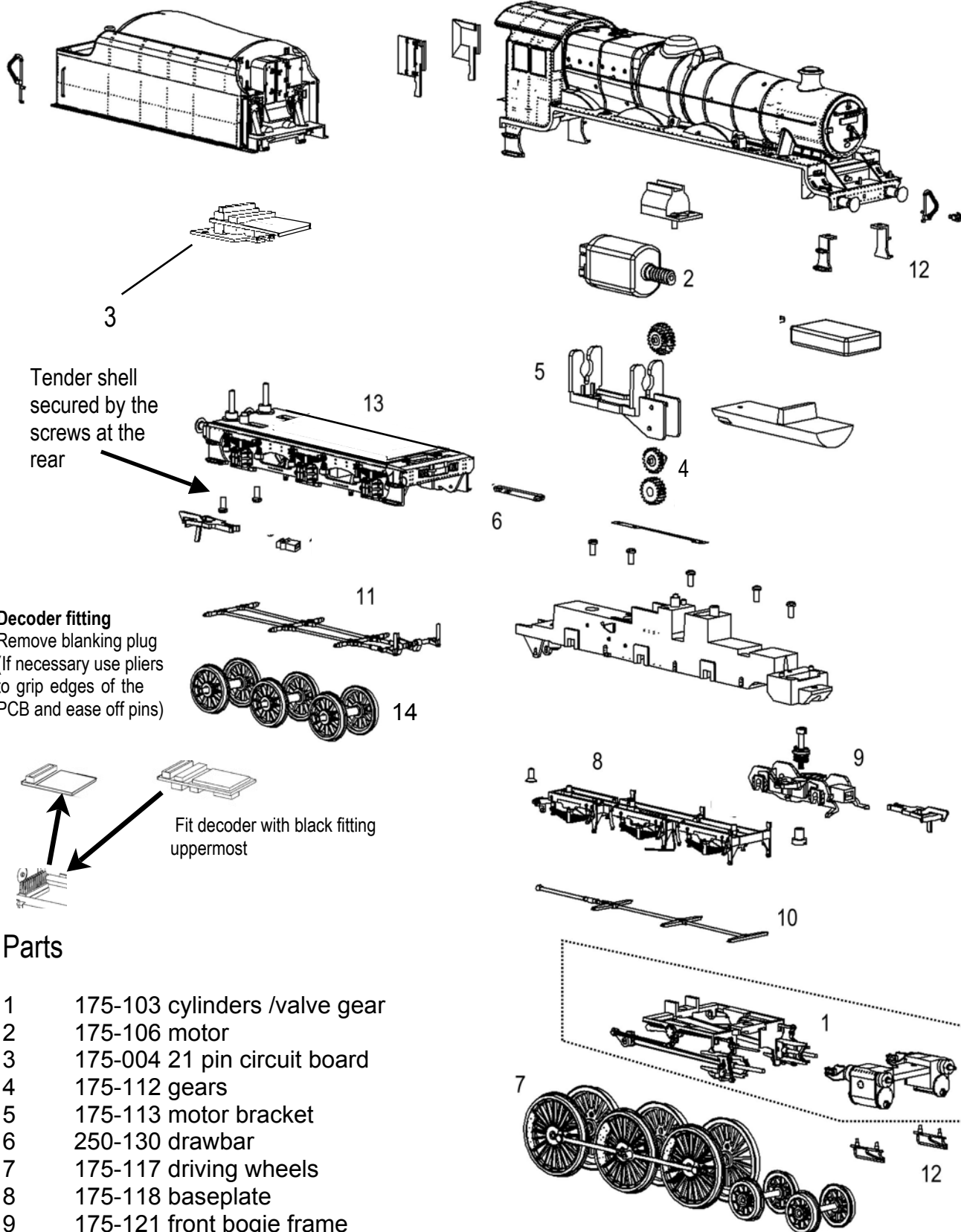


Front steps and vacuum pipe



Cab doors





## Parts

- 1 175-103 cylinders /valve gear
- 2 175-106 motor
- 3 175-004 21 pin circuit board
- 4 175-112 gears
- 5 175-113 motor bracket
- 6 250-130 drawbar
- 7 175-117 driving wheels
- 8 175-118 baseplate
- 9 175-121 front bogie frame
- 10 175-122 loco brake rigging
- 11 175-123 Stanier tender brake rigging
- 12 175-124 accessory pack
- 13 175-127 Stanier tender underframe
- 14 175-027 tender wheels